



**Der Elektronische
Produktkatalog**

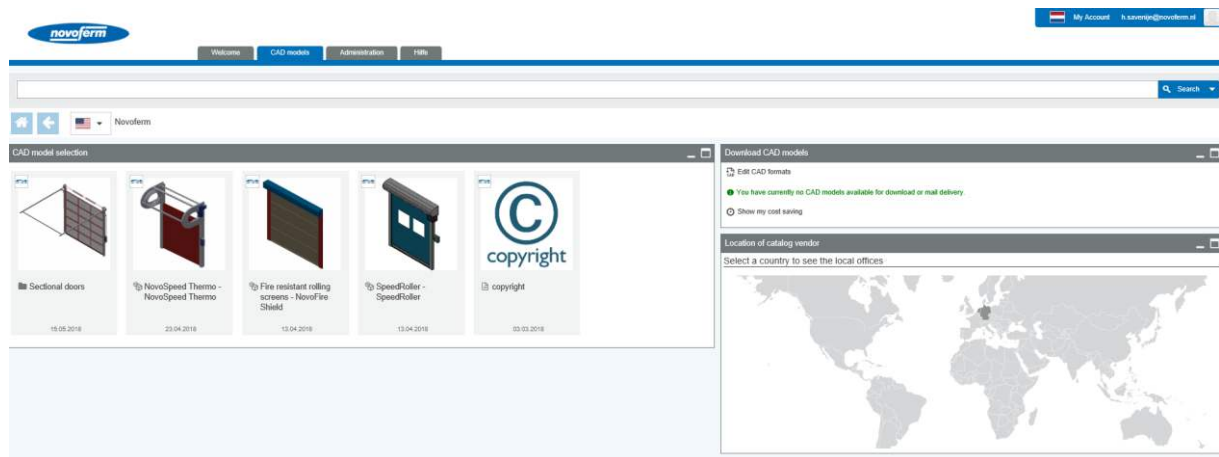
Weit mehr als nur CAD Modelle



<http://novoferm.partcommunity.com/3d-cad-models/sso/novoferm?info=novoferm>

How to use?

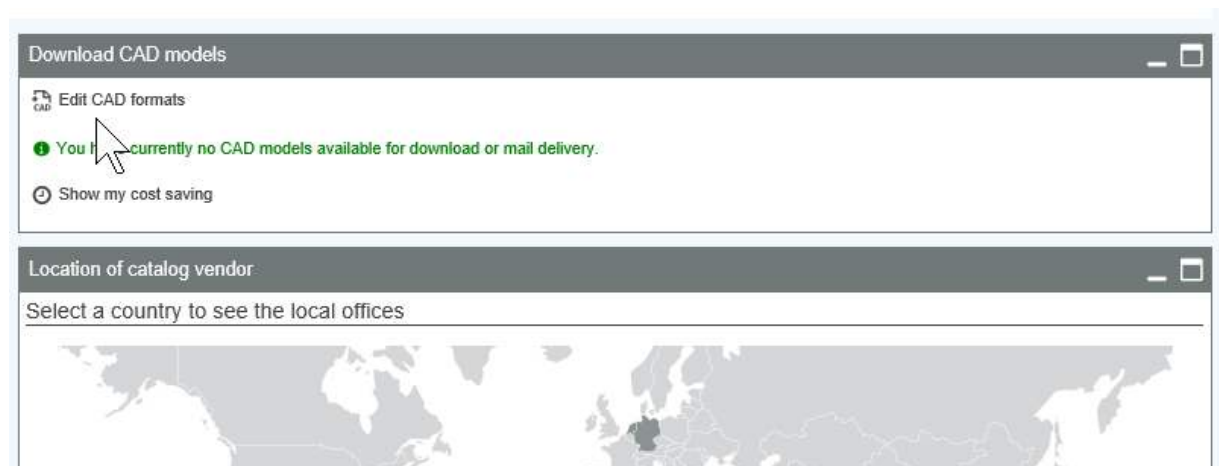
- First time user must create an account. Click “register” in right top corner.



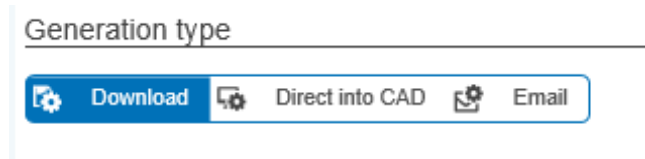
- For security reasons user will receive an activation link to his email address
- The account is valid for all CADENAS PARTcommunitySupplier Portals
- After activation user can log-in
- Select language. German, English, French or Dutch



- First time user should select his CAD format. Click and save desired formats. You will generate all the selected formats every time you click “generate CAD model”



- Select generation type:

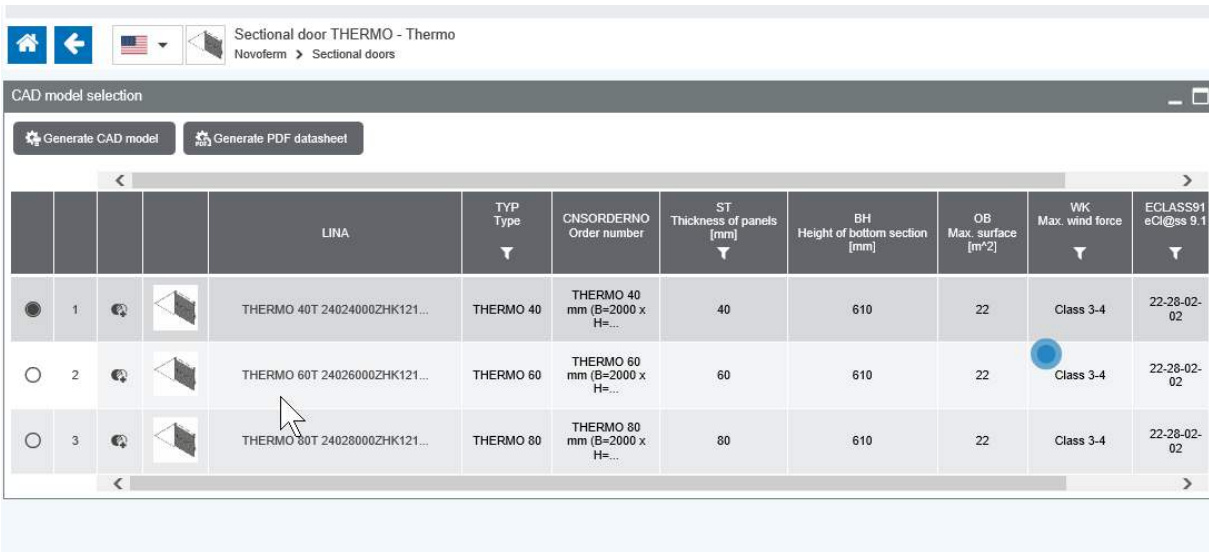
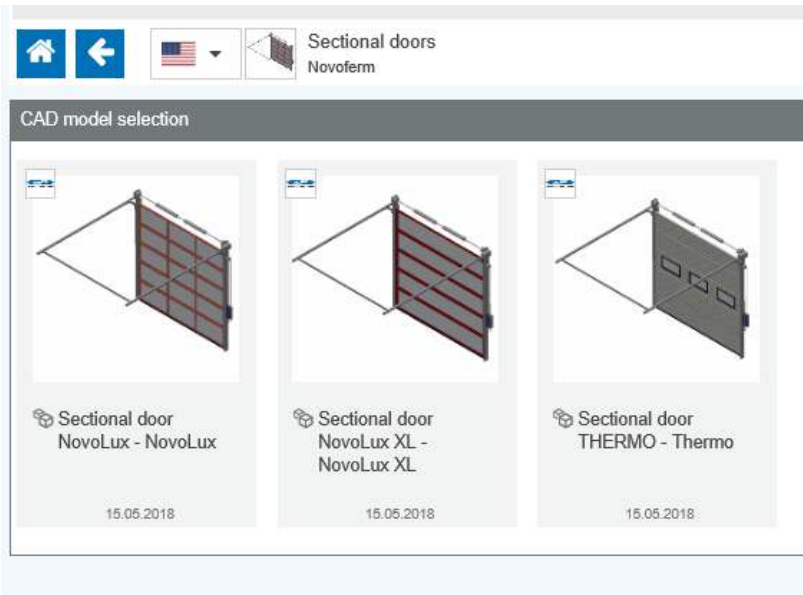


The screenshot shows the Novoferm BIM Portal interface. At the top, there is a navigation bar with the Novoferm logo and four tabs: 'Welcome', 'CAD models' (which is selected), 'Administration', and 'Hilfe'. Below the navigation bar, the 'Generation type' section contains three buttons: 'Download', 'Direct into CAD', and 'Email'. The 'Format selection' section features two columns of file format options. The left column is labeled '3D' and lists various 3D formats like 3D Studio MAX, Allplan 2008, and DWG AUTOCAD VERSION 2004 - 2006. The right column is labeled '2D' and lists 2D formats like Allplan 2008, BMP (2D View), and DWG AUTOCAD VERSION 2004 - 2006. At the bottom of the dialog, there are 'Save' and 'Cancel' buttons.

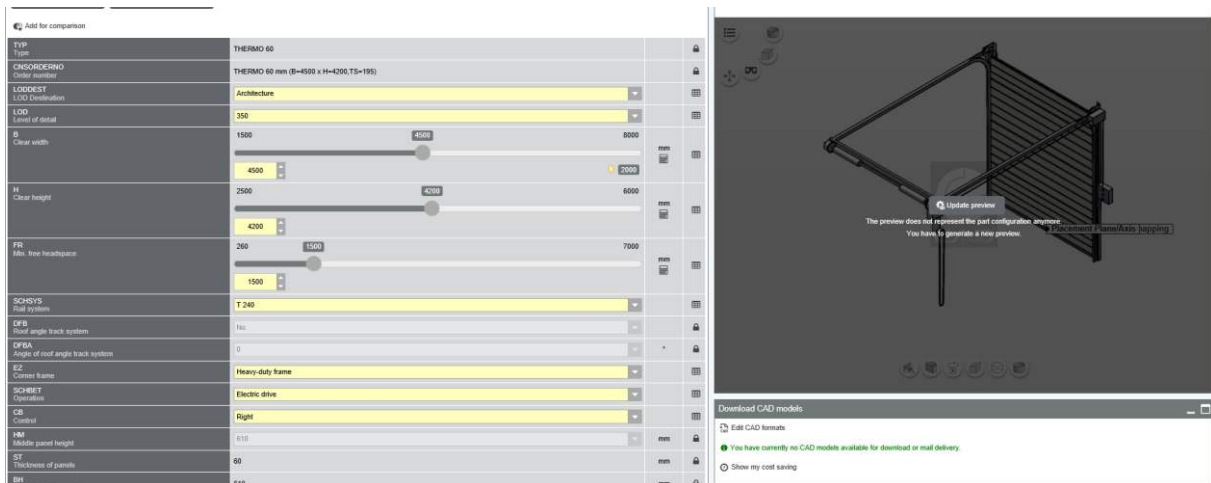
- Search and select products. I.E. Sectional doors

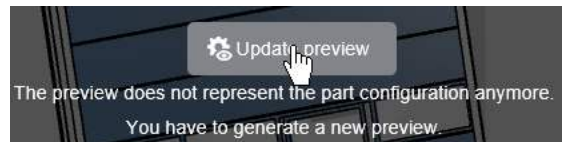
The screenshot shows the 'CAD model selection' section of the Novoferm BIM Portal. At the top, there is a navigation bar with a home icon, a back arrow, a language dropdown menu (set to 'Novoferm'), and the Novoferm logo. Below the navigation bar, the 'CAD model selection' section displays four product thumbnails. Each thumbnail includes a 3D model of the product, a title, a description, and a date. The products are: 'Sectional doors' (dated 15.05.2018), 'NovoSpeed Thermo - NovoSpeed Thermo' (dated 23.04.2018), 'Fire resistant rolling screens - NovoFire Shield' (dated 13.04.2018), and 'SpeedRoller - SpeedRoller' (dated 13.04.2018). A mouse cursor is pointing at the 'NovoSpeed Thermo' product.

- Search and select product type. I.E. ISO 40/60/80

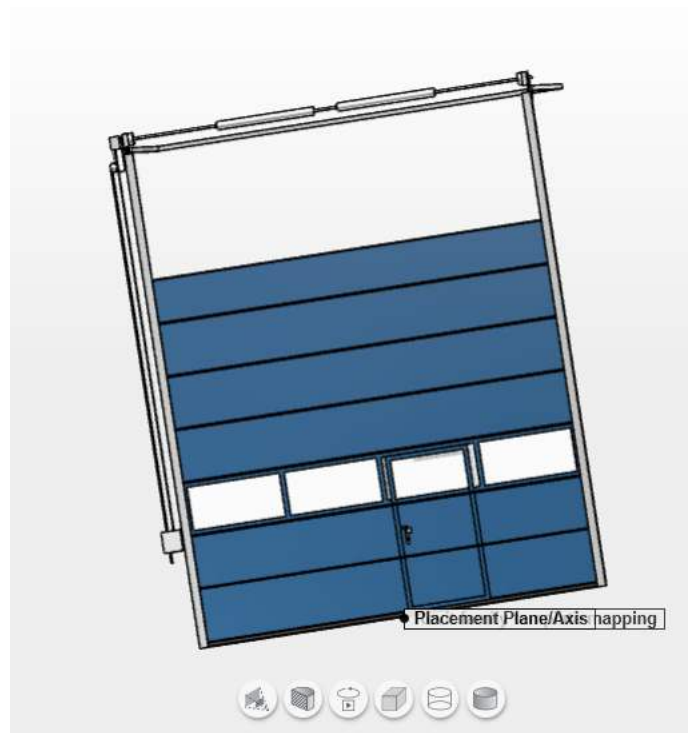


- Answer all questions and Press button Update preview if needed

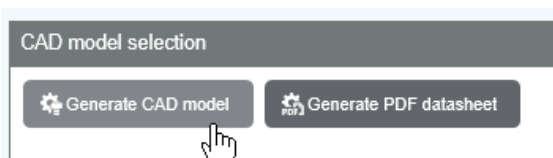




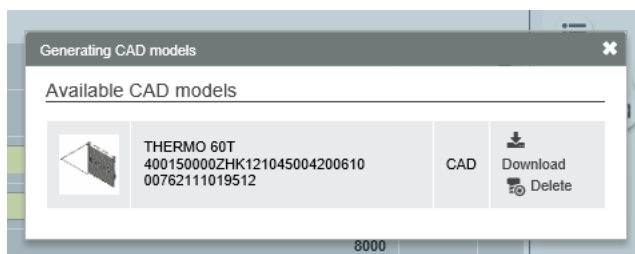
- After you click “update preview” all your selections will be made visible.



- Press button Generate CAD model



- Press button Generate PDF datasheet if needed

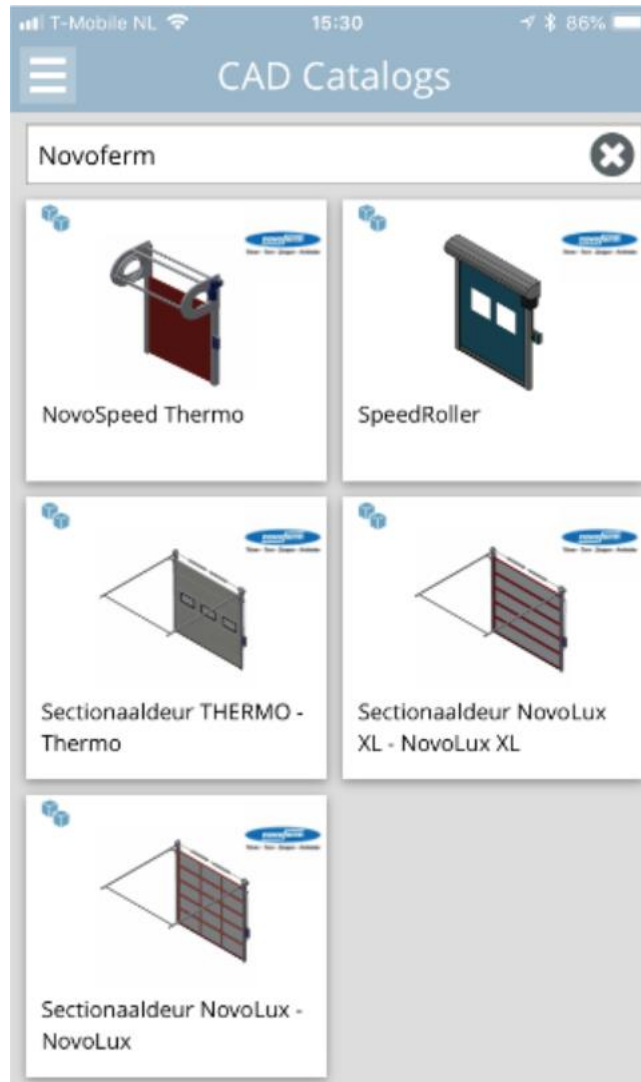


- Download the requested files and save them appropriately and / or check your mailbox:



App Store

iOS, Android and Win 10 Links:



- <https://itunes.apple.com/us/app/bimcatalogs.net-3d-bimcatalogs/id1026704805?ls=1&mt=8>
- <https://play.google.com/store/apps/details?id=de.cadenas.bimcatalogs>
- <https://www.microsoft.com/de-de/store/p/bimcatalogsnet-3d-bimhersteller-objekte/9nblggh4pt8k?rtc=1>